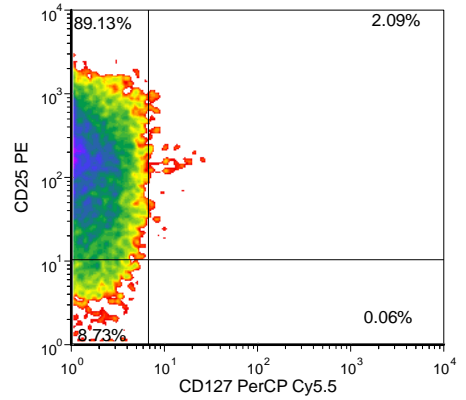
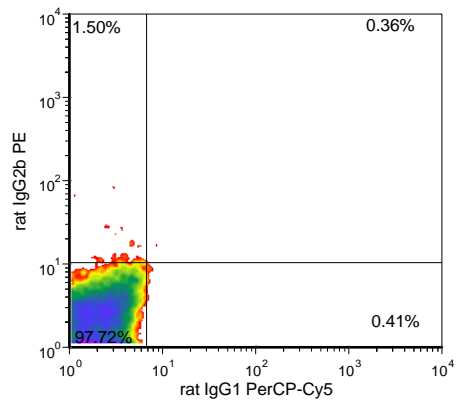
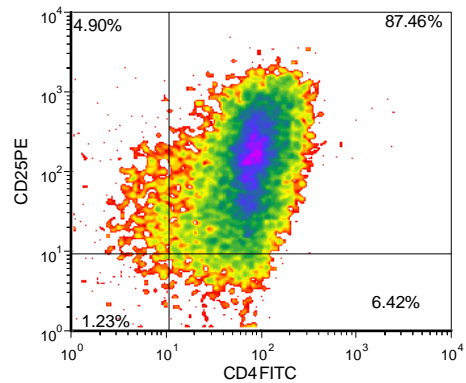
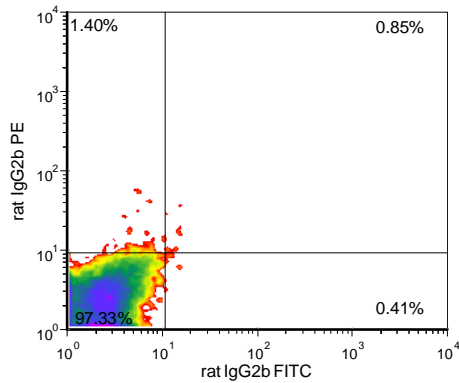


Certificate of Analysis

Strain	C57BL/6
Cell count	1.8 million per vial
Viability	90%
CD4+	93.9%
CD4+CD25+	87.5%
CD25+CD127-	89.1%
Sterility Testing	Negative for bacteria, fungi and mycoplasma

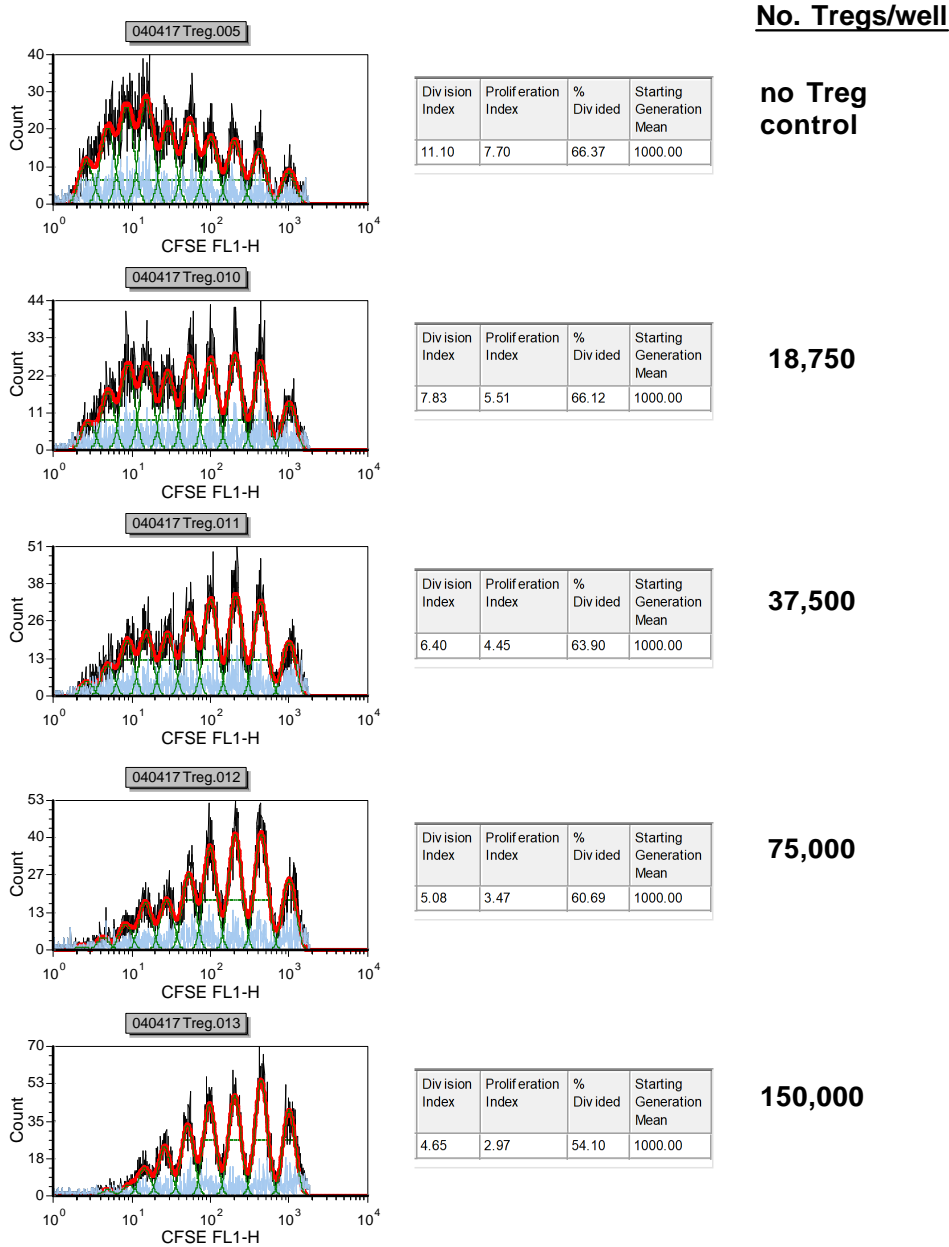


Donors are tested for the blood borne pathogens HIV-1 and 2, Hepatitis B, Hepatitis C and HTLV-1 and are negative. Cells should still be handled as if potentially infectious following biosafety level 2 procedures

FOR RESEARCH USE ONLY. NOT FOR DIAGNOSTIC OR THERAPEUTIC USE

T Reg Suppression assay: C57BL/6 Tregs Lot. 3508MA17

In a round-bottom 96 well plate, 500,000 CFSE-labelled BALB/c splenocytes were incubated for 5 days with 0.2 mg/mL anti-CD3e mAb in the presence or absence of increasing number of Tregs as shown below. Proliferation of CD8 T cells were evaluated using FCS Express 4 Flow Cytometry software.



FOR RESEARCH USE ONLY. NOT FOR DIAGNOSTIC OR THERAPEUTIC USE