

Certificate of Analysis

Cell count	12 million per vial
Viability	92%
CD3+	43.6%
CD19+	16.2%
CD14+	21.8%
CD11c+	31.3%
CD16+	14.3%
CD56+	14.7%
Sterility	Negative for Bacteria, Yeast, and Fungi

Donor Information

Donor ID	230
Age	53
Race	Caucasian
Gender	Female
Height	68 inches
Weight	150 lbs
ABO Type	A Positive

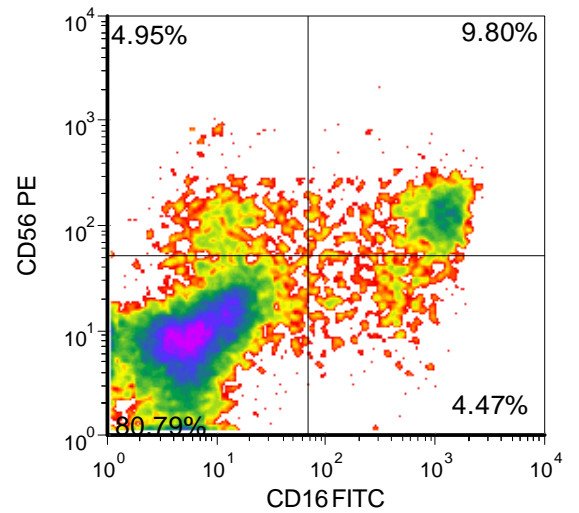
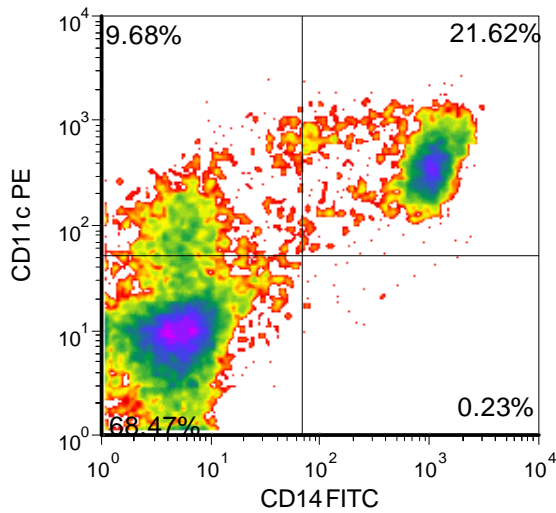
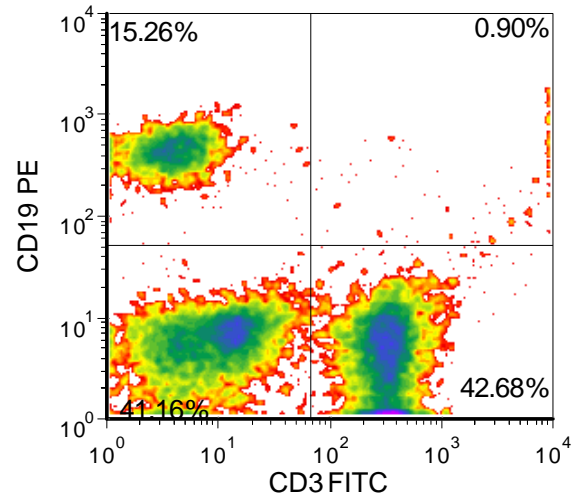
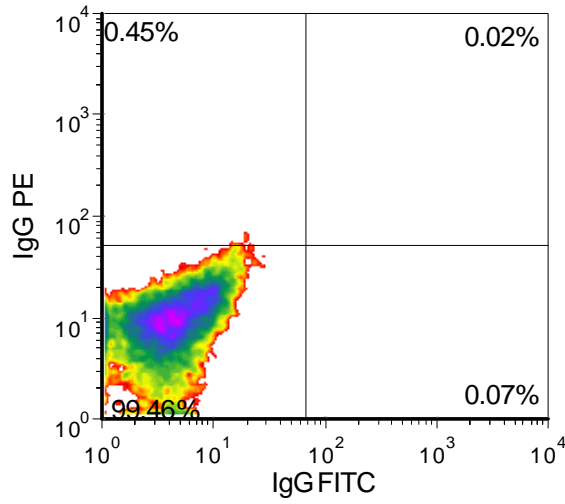
HLA typing

	Allele 1	Allele 2
HLA-A	24:02	26:01
HLA-B	07:02	27:05
HLA-C	02:02	07:02
HLA-DRB1	11:02	01:01

Note: Donor is CMV positive and has allergies to dogs, cats, dust mites and pollens. She has the F/V genotype for Fc gamma RIII alpha.?

Donors are tested for the blood borne pathogens HIV-1 and 2, Hepatitis B, Hepatitis C and HTLV-1 and are negative. Cells should still be handled as if potentially infectious following biosafety level 2 procedures

FOR RESEARCH USE ONLY. NOT FOR DIAGNOSTIC OR THERAPEUTIC USE



FOR RESEARCH USE ONLY. NOT FOR DIAGNOSTIC OR THERAPEUTIC USE

Lot Specific Recall Antigen Response

	Interferon gamma	TNF alpha
Media Control	4	1
Tetanus Toxoid	13468	63
PHA	517651	763
LPS	2354	118
Cytomegalovirus	32719	186

Values are pg/mL of culture medium collected 4 days after stimulation with antigen or mitogen