

## Certificate of Analysis

Cell count	102.6 million per vial
Viability	95%
CD3+	60.5%
CD19+	8.8%
CD14+	17.6%
CD11c+	21.6%
CD16+	8.1%
CD56+	7.0%
Sterility	Negative for Bacteria, Yeast, and Fungi

### *Donor Information*

Donor ID	396
Age	48
Race	Caucasian
Gender	Male
Height	71 inches
Weight	245 lbs
ABO Type	A positive

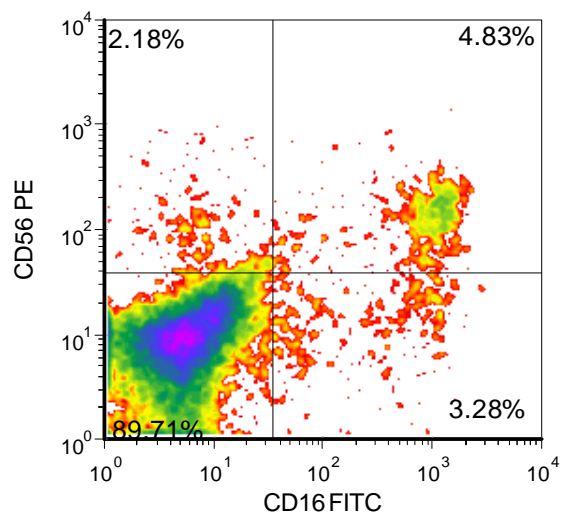
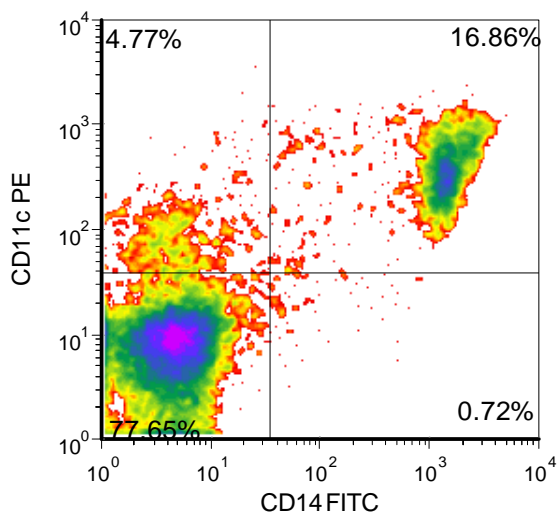
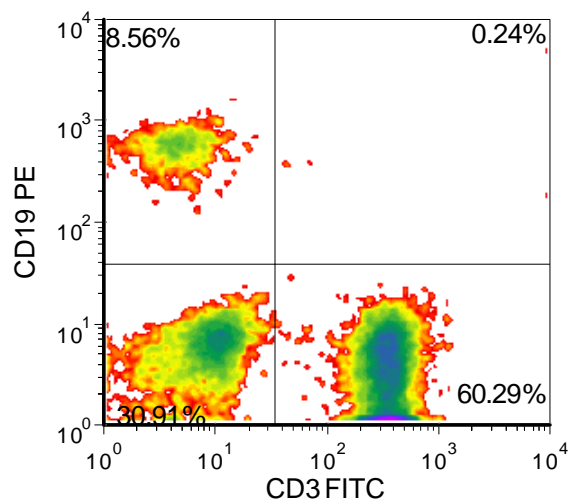
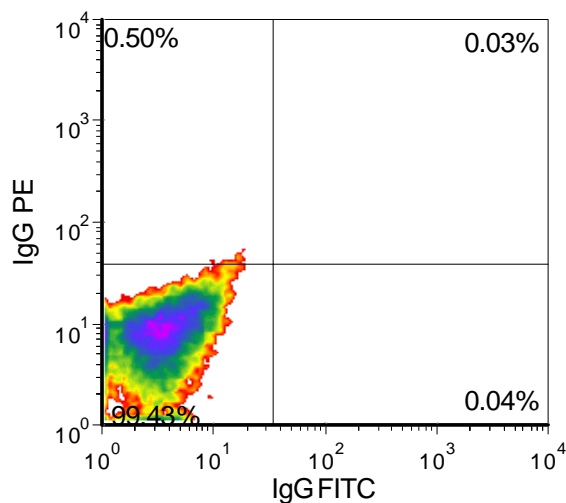
### *HLA typing*

	Allele 1	Allele 2
HLA-A	02:01	24:02
HLA-B	07:02	15:01
HLA-C	03:03	05:01
HLA-DRB1	04:01	13:01

**Note:** Donor is allergic to dogs and penicillin. He smokes 2 cigarettes per day. His Fc gamma RIII alpha genotype is F/V.

Donors are tested for the blood borne pathogens HIV-1 and 2, Hepatitis B, Hepatitis C and HTLV-1 and are negative. Cells should still be handled as if potentially infectious following biosafety level 2 procedures

**FOR RESEARCH USE ONLY. NOT FOR DIAGNOSTIC OR THERAPEUTIC USE**



FOR RESEARCH USE ONLY. NOT FOR DIAGNOSTIC OR THERAPEUTIC USE

***Lot Specific Recall Antigen Response***

	<b>Interferon gamma</b>	<b>TNF alpha</b>
<b>Media Control</b>	5	1
<b>Tetanus Toxoid</b>	23609	67
<b>PHA</b>	310333	504
<b>LPS</b>	4039	130
<b>Cytomegalovirus</b>	5	1

Values are pg/mL of culture medium collected 4 days after stimulation with antigen or mitogen